

quick start guide topolino tablet

Description of the device and software



Connections and buttons on the device

- A) DC input socket
- B) USB 3 port
for connecting the distance camera
- C) USB-C port
for charging the illumination
- D) volume control
- E) power button
- F) headphones/loudspeaker jack

Controls on the distance camera

press the - / + buttons:
continuous magnification
adjustment



press the - / + buttons simultaneously:
Autofocus ON/OFF









Controls of the (software) toolbar

- 1) exit topolino software
- 2) starting text recognition and reading
- 3) open picture gallery
- 4) save picture/video
- 5) take picture
- 6) record video
- 7) stop recording and save video
- 8) zoom in
- 9) zoom out
- 10) change color mode
- 11) distance mode
(with distance camera connected)
- 12) document mode (in distance mode)
- 13) split screen (in distance mode)
- 14) settings











quick start guide topolino tablet

Operation of the software






Operation in magnification mode

	zoom out		zoom in/out: use the pinch and zoom gesture
	zoom in		
	change color modes		distance mode: tap on the magnified image with your fingers and move it
	switch to distance mode		split screen function ON/OFF
	return to document mode		



Safe and recall images and videos

	→		take a picture
	→	 / 	start / stop recording a video
	→	 / 	open picture gallery → open/delete all pictures of the determined day
	/		navigate through the picture gallery

operation in read-aloud mode

	in live mode: starting text recognition and reading		
	→	 / 	→ 
in picture gallery: rotate picture → column recognition ON / OFF → start reading			

Operation in original (full color) mode:

	tap to stopp or start reading
	save captured document as a text file

Operation in wrapped (artificial color) mode:

					
stop reading	previous sentence	pause	play / continue reading	next sentence	save as text file